



Search for team:

Search athlete last name:

OR

Tournament Date: Report:

June 18, 2016

Leaderboard - Overall

FINAL RESULTS

LEADERBOARD - OVERALL

Standings below indicate current ranking until "FINAL RESULTS" are posted.

High Gun - Novice - Male

Athlete Last Name	Athlete First Name	Team Name	Total Score	Rank	Reverse Run*
Haystead	Hunter	Napoleon High School	90	1	
Atkins	Mark	Midland-Dow High School	82	2	
Grimes	Brandon	Napoleon High School	76	3	4

High Gun - Novice - Female

Athlete Last Name	Athlete First Name	Team Name	Total Score	Rank	Reverse Run*
Wetherholt	Delaney	Armada High School	60	1	
Chambers	Aubrey	Midland-Dow High School	57	2	
Clark	Allison	Napoleon High School	49	3	

High Gun - Jr. Varsity - Male

Athlete Last Name	Athlete First Name	Team Name	Total Score	Rank	Reverse Run*
Lipka	Morgan	Armada High School	95	1	
Wegner	Max	Armada High School	92	2	
Killian	Andrew	Fenton High School	91	3	

High Gun - Jr. Varsity - Female

Athlete Last Name	Athlete First Name	Team Name	Total Score	Rank	Reverse Run*
Fuchs	Adrienna	Armada High School	89	1	
Johns	Claudia	Armada High School	56	2	

High Gun - Varsity - Male

Athlete Last Name	Athlete First Name	Team Name	Total Score	Rank	Reverse Run*
Kemp	Tommy	Fenton High School	97	1	71
Bundy	Spencer	Fenton High School	97	2	2
Bundy	Parker	Fenton High School	96	3	

High Gun - Varsity - Female

Athlete Last Name	Athlete First Name	Team Name	Total Score	Rank	Reverse Run*
Doyle	Hannah	Fenton High School	83	1	

High Gun - OVERALL

Athlete Last Name	Athlete First Name	Team Name	Total Score	Rank	Reverse Run*
Kemp	Tommy	Fenton High School	97	1	71
Bundy	Spencer	Fenton High School	97	2	2
Bundy	Parker	Fenton High School	96	3	

TEAM TOTAL WINNERS

Team Totals - Overall

Team Name	Team Total	Rank	High Gun
Fenton High School	472	1	
Armada High School	454	2	
Richmond High School	445	3	

Thank You to our Sponsors





Search for team:

Search athlete last name:

OR

Tournament Date: Report:












June 18, 2016

Tournament Scoring Summary

FINAL RESULTS

Tournament Scoring Summary

Team: Armada High School

Athlete	Class	Gender	Rank*	Session 1 Score				Session 2 Score				Total	
				Rnd 1	Rnd 2	Sub-Total	Rev Run	Rnd 1	Rnd 2	Sub-Total	Rev Run	Total Score	Rev Run**
 Henry Altermatt	JV	M	T9	20	19	39		22	22	44		83	
 Austin Christoff	N	M										0	
 John Fritz	JV	M	19	22	20	42		18	15	33		75	
 Adrienna Fuchs	JV	F	1	23	21	44		21	24	45		89	
 Tom Heisler	N	M	10	18	16	34		11	14	25		59	
 Claudia Johns	JV	F	2	11	16	27		16	13	29		56	
 Drew Lesnesky	N	M	T7	17	20	37		15	18	33		70	
 Morgan Lipka	JV	M	1	24	24	48		24	23	47		95	
 Alex McMullen	V	M	4	23	24	47		24	24	48		95	
 Victoria Prieskorn	N	F	4	8	11	19		6	7	13		32	
 Brandon Weaver	N	M										0	

 Max Wegner	JV	M	2	23	23	46		21	25	46		92	
 Delaney Wetherholt	N	F	1	14	14	28		15	17	32		60	
Target Count				11	11	22		11	11	22		44	

Team Totals







	Team Total	Team Rank	Team High Gun Male	Team High Gun Female
Novice	N/A	N/A	Drew Lesnesky (70)	Delaney Wetherholt (60)
Jr. Varsity	N/A	N/A	Morgan Lipka (95)	Adrienna Fuchs (89)
Varsity	N/A	N/A	Alex McMullen (95)	N/A
Team Qualification	454	2		

* Indicates athlete's ranking among his/her Classification and Gender

** Indicates longest run of hits in reverse order. Used as a tie-breaker if necessary. Not all reverse runs are recorded.

DNQ indicates that the team did not qualify for the specified classification. A minimum of 5 athletes is required to compete in team competitions.

Team: Dexter High School

Athlete	Class	Gender	Rank*	Session 1 Score				Session 2 Score				Total	
				Rnd 1	Rnd 2	Sub-Total	Rev Run	Rnd 1	Rnd 2	Sub-Total	Rev Run	Total Score	Rev Run**
 Michael Cannistraro	N	M	9	12	14	26		17	17	34		60	
 Connor Hilobuk	V	M	16	14	25	39		21	19	40		79	
 Cole Horvath	JV	M	23	14	18	32		20	19	39		71	
 Owain Jones	JV	M	T13	20	20	40		22	20	42		82	
 Gage Lindner	N	M	6	18	16	34		20	19	39		73	
 Jason Milkey	JV	M	T9	24	20	44		19	20	39		83	
 Connor Overton	JV	M	26	15	18	33		15	17	32		65	
Target Count				7	7	14		7	7	14		28	

Team Totals

	Team Total	Team Rank	Team High Gun Male	Team High Gun Female
Novice	N/A	N/A	Gage Lindner (73)	N/A

Jr. Varsity	N/A	N/A	Jason Milkey (83)	N/A
Varsity	N/A	N/A	Connor Hilobuk (79)	N/A
Team Qualification	388	6		

* Indicates athlete's ranking among his/her Classification and Gender

** Indicates longest run of hits in reverse order. Used as a tie-breaker if necessary. Not all reverse runs are recorded.

DNQ indicates that the team did not qualify for the specified classification. A minimum of 5 athletes is required to compete in team competitions.

Team: Fenton High School

Athlete	Class	Gender	Rank*	Session 1 Score				Session 2 Score				Total	
				Rnd 1	Rnd 2	Sub-Total	Rev Run	Rnd 1	Rnd 2	Sub-Total	Rev Run	Total Score	Rev Run**
Jacob Advent	V	M	T14	24	19	43		19	21	40		83	
Kyle Banner	JV	M	8	24	19	43		19	22	41		84	
Parker Bundy	V	M	3	24	23	47		24	25	49	25	96	25
Spencer Bundy	V	M	2	23	25	48		25	24	49	2	97	2
Noah Dockins	JV	M	T17	19	22	41		20	18	38		79	
Hannah Doyle	V	F	1	21	20	41		22	20	42		83	
Robert Haynes	JV	M	T15	20	19	39		21	20	41		80	
Trevor Johnson	V	M	T7	23	21	44		23	24	47	22	91	22
Tommy Kemp	V	M	1	24	23	47	21	25	25	50	50	97	71
Andrew Killian	JV	M	3	23	25	48		22	21	43		91	
Jack Killian	V	M	9	23	22	45		25	20	45	3	90	3
Cameron Negley	N	M	5	21	20	41		12	22	34		75	
Peyton Stapp	JV	M	T9	19	18	37		23	23	46		83	
Target Count				13	13	26		13	13	26		52	

Team Totals

Team Total	Team Rank	Team High Gun Male	Team High Gun Female
-------------------	------------------	---------------------------	-----------------------------










Novice	N/A	N/A	Cameron Negley (75)	N/A
Jr. Varsity	N/A	N/A	Andrew Killian (91)	N/A
Varsity	N/A	N/A	Tommy Kemp (97)	Hannah Doyle (83)
Team Qualification	472	1		

* Indicates athlete's ranking among his/her Classification and Gender

** Indicates longest run of hits in reverse order. Used as a tie-breaker if necessary. Not all reverse runs are recorded.

DNQ indicates that the team did not qualify for the specified classification. A minimum of 5 athletes is required to compete in team competitions.

Team: Midland-Dow High School

Athlete	Class	Gender	Rank*	Session 1 Score				Session 2 Score				Total	
				Rnd 1	Rnd 2	Sub-Total	Rev Run	Rnd 1	Rnd 2	Sub-Total	Rev Run	Total Score	Rev Run**
 Richard Arbury	N	M	T7	18	21	39		13	18	31		70	
 Mark Atkins	N	M	2	23	23	46		18	18	36		82	
 Mitch Atkins	JV	M	T9	20	24	44		18	21	39		83	
 Joe Bassett	JV	M	24	14	18	32		20	17	37		69	
 Aubrey Chambers	N	F	2	16	15	31		13	13	26		57	
 Andrew Kaiser	V	M	T7	24	24	48		22	21	43		91	
 Noan O'Connell	JV	M	T13	24	17	41		21	20	41		82	
 Matthew Pawney	JV	M	20	22	18	40		16	18	34		74	
 Trent Sloggett	JV	M	4	24	22	46		21	21	42		88	
Target Count				9	9	18		9	9	18		36	

Team Totals














	Team Total	Team Rank	Team High Gun Male	Team High Gun Female
Novice	N/A	N/A	Mark Atkins (82)	Aubrey Chambers (57)
Jr. Varsity	N/A	N/A	Trent Sloggett (88)	N/A
Varsity	N/A	N/A	Andrew Kaiser (91)	N/A
Team Qualification	426	5		

* Indicates athlete's ranking among his/her Classification and Gender

** Indicates longest run of hits in reverse order. Used as a tie-breaker if necessary. Not all reverse runs are recorded.

DNQ indicates that the team did not qualify for the specified classification. A minimum of 5 athletes is required to compete in team competitions.

Team: Napoleon High School

Athlete	Class	Gender	Rank*	Session 1 Score				Session 2 Score				Total	
				Rnd 1	Rnd 2	Sub-Total	Rev Run	Rnd 1	Rnd 2	Sub-Total	Rev Run	Total Score	Rev Run**
 Allison Clark	N	F	3	15	12	27		13	9	22		49	
 Dj Clark	N	M	11	14	10	24		19	15	34		58	
 Eric Cronan	JV	M	T6	23	22	45		18	22	40		85	
 Brandon Grimes	N	M	3	20	21	41		18	17	35	4	76	4
 Scott Hamann	JV	M	5	21	20	41		22	23	45		86	
 Hunter Haystead	N	M	1	23	23	46		20	24	44		90	
 Hartley Marvin	N	M	12	15	11	26		15	15	30		56	
 Mark Mason	JV	M	25	16	16	32		18	16	34		66	
 Brandon Mitchell	N	M	13	11	9	20		10	4	14		34	
 Lainey Omo	N	F	5	8	4	12		4	8	12		24	
 Tommy Vincent	JV	M	T17	22	18	40		19	20	39		79	
 Jacob Walker	V	M	10	23	22	45		23	21	44		89	
 Trevor Weaver	N	M	4	15	23	38		19	19	38	3	76	3
Target Count				13	13	26		13	13	26		52	

Team Totals

	Team Total	Team Rank	Team High Gun Male	Team High Gun Female
Novice	N/A	N/A	Hunter Haystead (90)	Allison Clark (49)
Jr. Varsity	N/A	N/A	Scott Hamann (86)	N/A
Varsity	N/A	N/A	Jacob Walker (89)	N/A












Team Qualification	429	4		
---------------------------	-----	---	--	--

* Indicates athlete's ranking among his/her Classification and Gender

** Indicates longest run of hits in reverse order. Used as a tie-breaker if necessary. Not all reverse runs are recorded.

DNQ indicates that the team did not qualify for the specified classification. A minimum of 5 athletes is required to compete in team competitions.

Team: Richmond High School

Athlete	Class	Gender	Rank*	Session 1 Score				Session 2 Score				Total	
				Rnd 1	Rnd 2	Sub-Total	Rev Run	Rnd 1	Rnd 2	Sub-Total	Rev Run	Total Score	Rev Run**
 Hunter Bergeon	JV	M	T21	16	19	35		18	19	37		72	
 Cole Campbell	V	M	6	22	23	45		22	25	47		92	
 Shane Campbell	V	M	T14	21	19	40		20	23	43		83	
 Dakota Collins	JV	M										0	
 Zach Ellery	JV	M	T6	23	22	45		21	19	40		85	
 John Hildreth	V	M	T11	22	18	40		24	23	47		87	
 Matt Howard	V	M	13	23	21	44		20	21	41		85	
 Ryan Schmidt	V	M	5	21	24	45		25	24	49		94	
 Robert Trombley	JV	M	T15	19	23	42		19	19	38		80	
 Evan Yore	JV	M	T21	18	16	34		19	19	38		72	
 Josh Zube	V	M	T11	24	24	48		19	20	39		87	
Target Count				10	10	20		10	10	20		40	

Team Totals

	Team Total	Team Rank	Team High Gun Male	Team High Gun Female
Novice	N/A	N/A	N/A	N/A
Jr. Varsity	N/A	N/A	Zach Ellery (85)	N/A
Varsity	N/A	N/A	Ryan Schmidt (94)	N/A
Team Qualification	445	3		

* Indicates athlete's ranking among his/her Classification and Gender

** Indicates longest run of hits in reverse order. Used as a tie-breaker if necessary. Not all reverse runs are recorded.

DNQ indicates that the team did not qualify for the specified classification. A minimum of 5 athletes is required to compete in team competitions.

Thank You to our Sponsors

